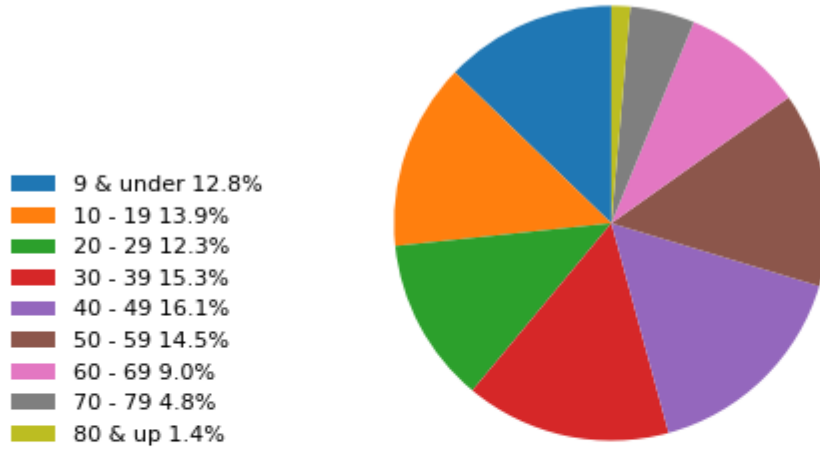


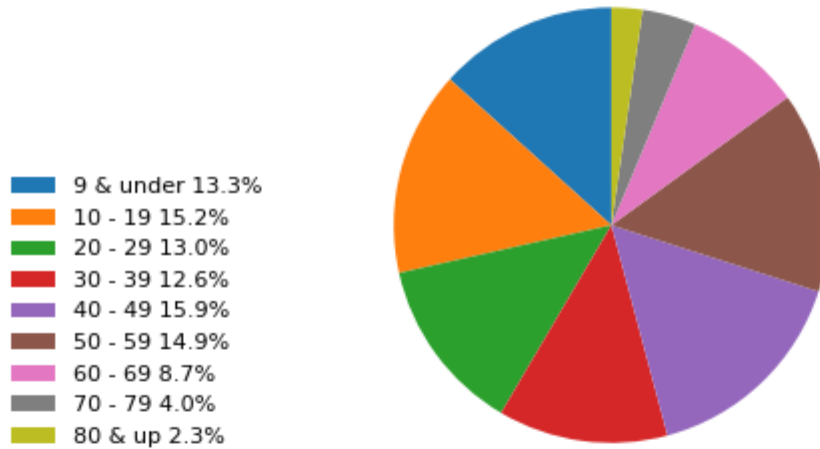
20295 W Washington St Grayslake IL 60030 USA



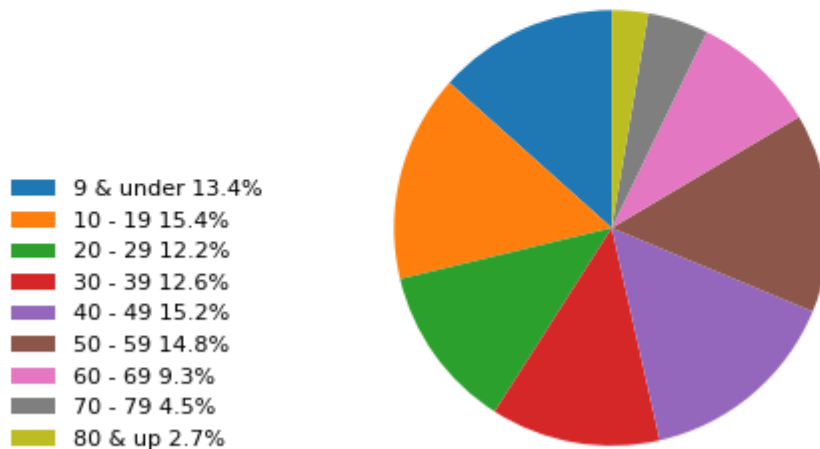
Age 1 mi



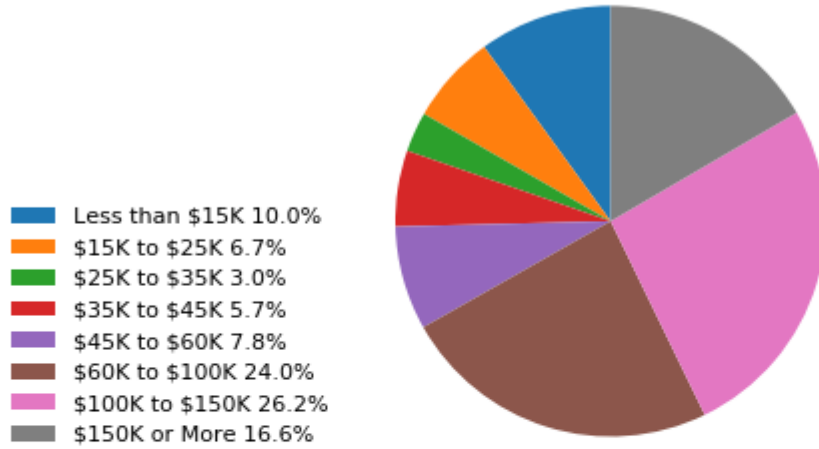
Age 3 mi



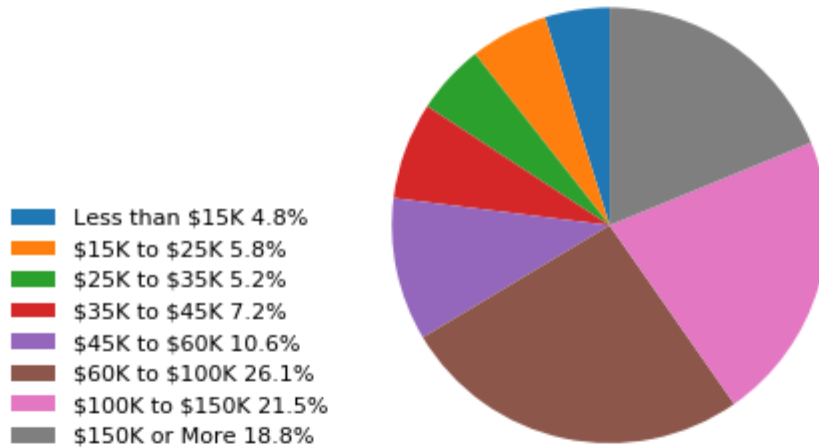
Age 5 mi



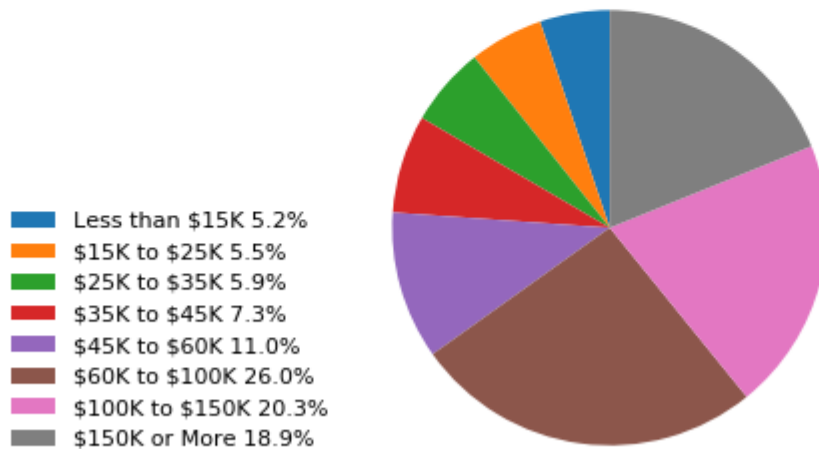
Income 1 mi



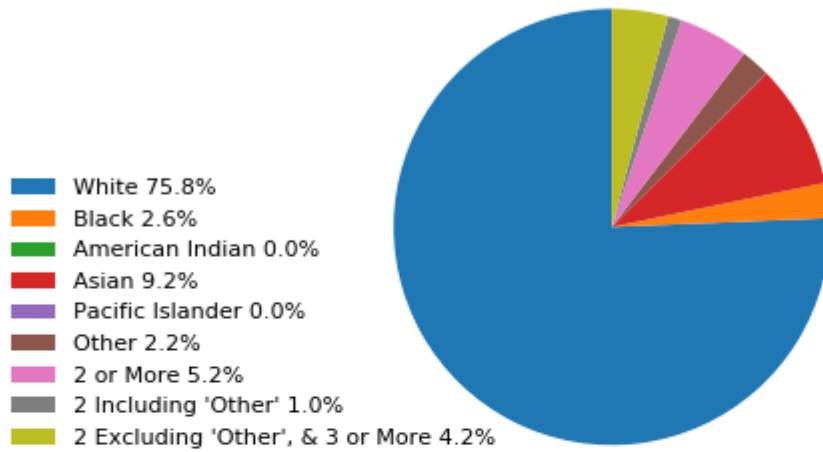
Income 3 mi



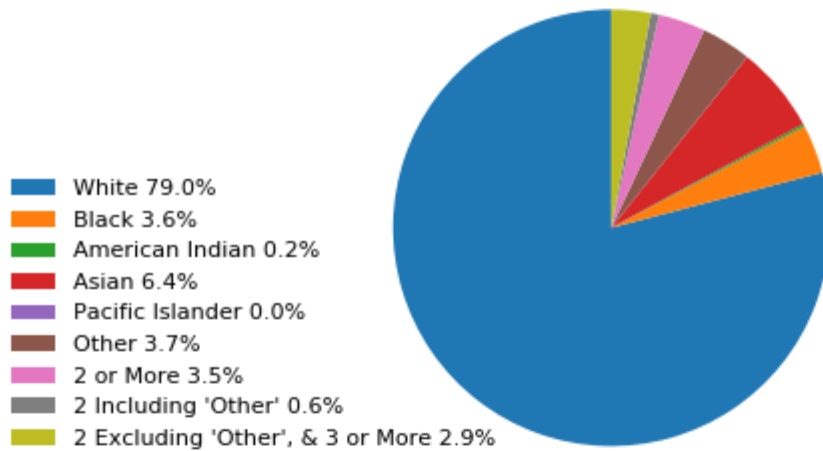
Income 5 mi



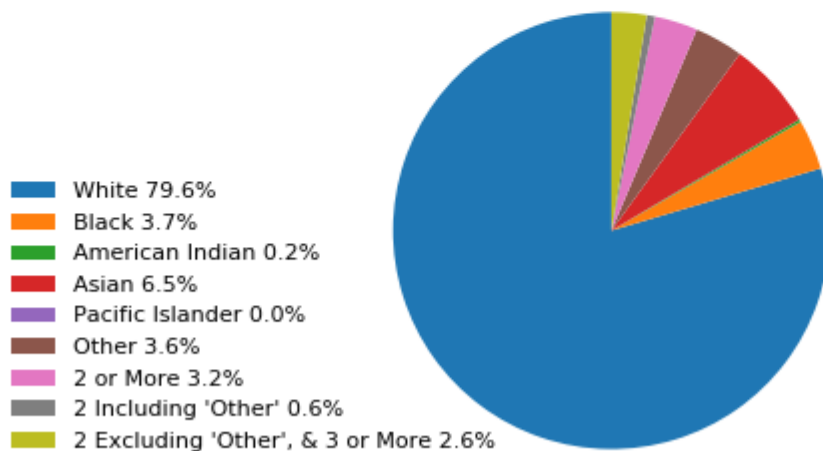
Race 1 mi



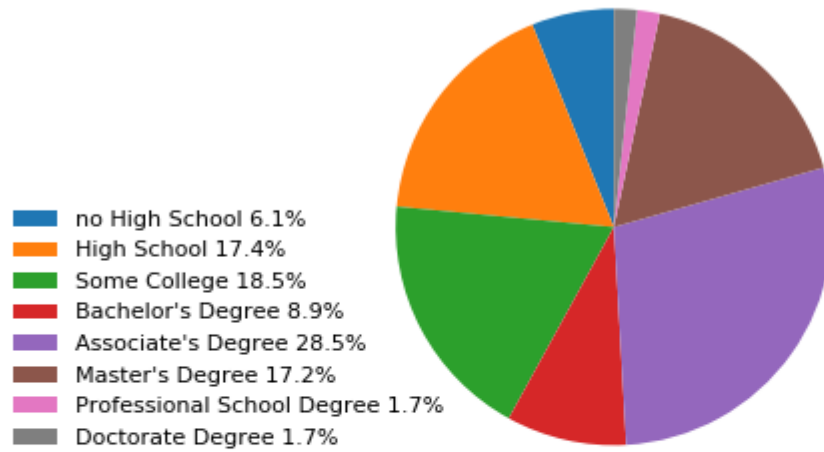
Race 3 mi



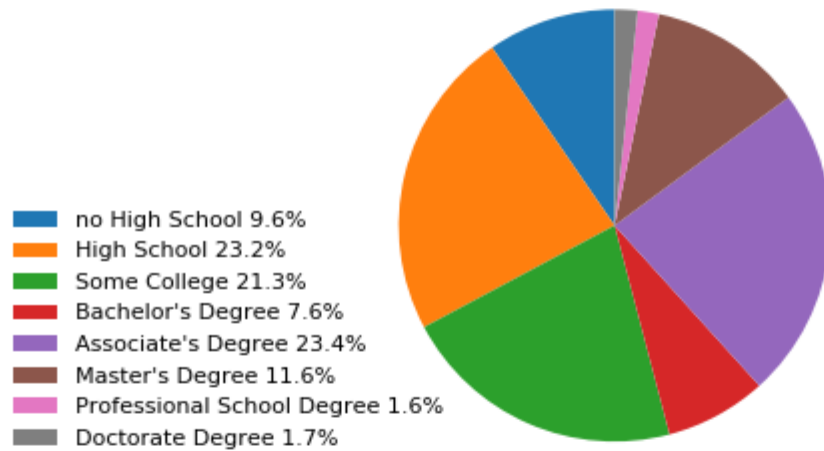
Race 5 mi



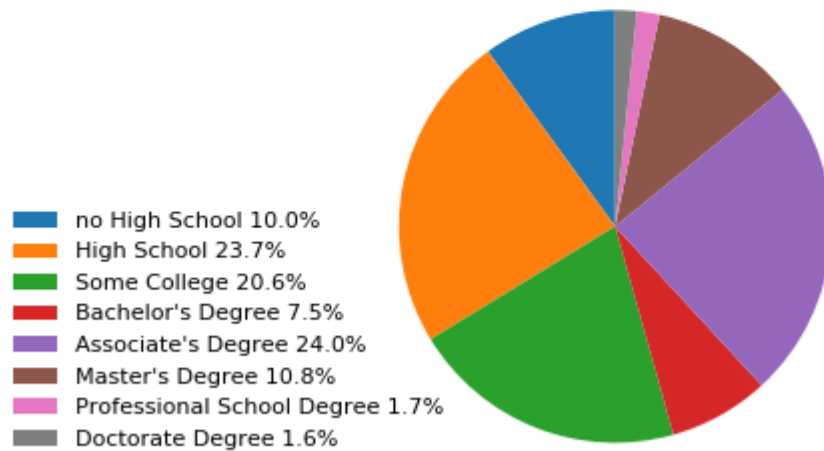
Edu 1 mi



Edu 3 mi



Edu 5 mi



General	1 mi	3 mi	5 mi
Target Market	7,815	64,460	138,427
Total Population	7,815	64,460	138,427
Total Households	2,936	21,720	47,501
Median Household Income	97,956	88,766	89,999
Median Age	40	39	39
Median Age Male	39	38	37
Median Age Female	41	40	40
Age By Sex	1 mi	3 mi	5 mi
Total Male	4,069	32,524	69,931
(M) under 5	417	2,152	4,669
(M) 5 to 9	204	2,308	5,034
(M) 10 to 14	288	2,305	5,393
(M) 15 to 17	161	1,689	3,697
(M) 18 and 19	48	879	2,120
(M) 20	57	538	1,109
(M) 21	59	562	1,175
(M) 22 to 24	206	1,733	3,313
(M) 25 to 29	317	1,829	3,623
(M) 30 to 34	194	1,978	4,215
(M) 35 to 39	365	2,255	4,650
(M) 40 to 44	240	2,341	4,934
(M) 45 to 49	441	2,690	5,457
(M) 50 to 54	246	2,414	5,414
(M) 55 to 59	244	2,241	4,663
(M) 60 and 61	94	828	1,663
(M) 62 to 64	162	939	1,929
(M) 65 and 66	58	492	1,227
(M) 67 to 69	40	526	1,231
(M) 70 to 74	84	665	1,738
(M) 75 to 79	69	507	1,156
(M) 80 to 84	48	329	815
(M) 85 and older	27	325	704
Total Female	3,746	31,935	68,496
(F) under 5	205	1,945	4,306
(F) 5 to 9	170	2,171	4,484
(F) 10 to 14	312	2,503	5,124
(F) 15 to 17	145	1,534	3,236
(F) 18 and 19	131	861	1,763
(F) 20	56	510	949
(F) 21	36	390	726
(F) 22 to 24	96	1,235	2,530
(F) 25 to 29	130	1,614	3,398
(F) 30 to 34	261	1,984	4,185
(F) 35 to 39	374	1,935	4,414
(F) 40 to 44	300	2,786	5,220
(F) 45 to 49	280	2,455	5,396
(F) 50 to 54	388	2,531	5,610
(F) 55 to 59	255	2,401	4,852
(F) 60 and 61	106	702	1,588
(F) 62 to 64	116	1,028	2,278
(F) 65 and 66	38	521	1,299
(F) 67 to 69	85	577	1,600
(F) 70 to 74	118	674	1,715
(F) 75 to 79	102	744	1,659
(F) 80 to 84	15	444	1,027
(F) 85 and older	23	390	1,138
Household Income	1 mi	3 mi	5 mi
Less than \$10,000	169	618	1,369
\$10,000 to \$14,999	124	424	1,077
\$15,000 to \$19,999	56	539	1,176
\$20,000 to \$24,999	141	727	1,427
\$25,000 to \$29,999	47	480	1,116
\$30,000 to \$34,999	42	645	1,682
\$35,000 to \$39,999	59	600	1,619
\$40,000 to \$44,999	109	963	1,858
\$45,000 to \$49,999	88	896	1,860
\$50,000 to \$59,999	141	1,403	3,368
\$60,000 to \$74,999	298	2,374	5,354
\$75,000 to \$99,999	407	3,291	6,995
\$100,000 to \$124,999	461	2,890	5,881
\$125,000 to \$149,999	307	1,777	3,757
\$150,000 to \$199,999	251	2,244	4,854
\$200,000 or More	235	1,849	4,107

Race	1 mi	3 mi	5 mi
White Alone	6,243	52,814	113,829
Black or African American Alone	211	2,392	5,272
American Indian and Alaska Native Alone	0	131	248
Asian Alone	755	4,264	9,352
Native Hawaiian and Other Pacific Islander Alone	0	0	18
Some Other Race Alone	179	2,504	5,112
Two or More Races	426	2,355	4,597
Two Races Including Some Other Race	81	426	924
Two Races Excluding Some Other Race, and Three or More Races	345	1,929	3,673
Hispanic / Latino	1 mi	3 mi	5 mi
Not Hispanic or Latino	6,788	50,189	107,091
Hispanic or Latino	1,027	14,271	31,336
Marital Status	1 mi	3 mi	5 mi
Population 15 years and older	6,218	51,076	109,416
Male 15 years and older	3,159	25,760	54,834
(M) Never Married	929	8,852	18,437
(M) Now Married	1,806	14,300	31,289
(M) Married, Spouse Present	1,634	13,352	29,555
(M) Married, Spouse Absent	172	948	1,734
(M) Separated	87	299	449
(M) Other	85	648	1,285
(M) Widowed	135	595	1,136
(M) Divorced	289	2,013	3,972
Female 15 years and older	3,059	25,316	54,582
(F) Never Married	730	7,004	14,219
(F) Now Married	1,792	14,072	30,628
(F) Married, Spouse Present	1,615	13,090	28,728
(F) Married, Spouse Absent	176	982	1,900
(F) Separated	99	392	647
(F) Other	78	590	1,253
(F) Widowed	167	1,485	3,770
(F) Divorced	370	2,754	5,966
Home Value	1 mi	3 mi	5 mi
Total Owner Occupied Housing Units	2,111	17,092	37,399
Less than \$10,000	9	218	489
\$10,000 to \$14,999	0	33	120
\$15,000 to \$19,999	20	127	208
\$20,000 to \$24,999	14	14	38
\$25,000 to \$29,999	0	39	86
\$30,000 to \$34,999	0	20	44
\$35,000 to \$39,999	0	14	41
\$40,000 to \$49,999	0	50	161
\$50,000 to \$59,999	0	187	408
\$60,000 to \$69,999	13	105	346
\$70,000 to \$79,999	31	356	852
\$80,000 to \$89,999	65	515	1,019
\$90,000 to \$99,999	33	506	1,139
\$100,000 to \$124,999	167	1,569	3,477
\$125,000 to \$149,999	232	1,632	3,680
\$150,000 to \$174,999	367	2,066	4,385
\$175,000 to \$199,999	212	1,660	3,402
\$200,000 to \$249,999	420	2,740	5,615
\$250,000 to \$299,999	278	2,207	4,552
\$300,000 to \$399,999	151	2,002	4,376
\$400,000 to \$499,999	31	614	1,403
\$500,000 to \$749,999	41	317	1,216
\$750,000 to \$999,999	9	23	162
\$1,000,000 or More	17	78	178
Public Assistance	1 mi	3 mi	5 mi
Total Households	2,936	21,720	47,501
With Public Assistance Income	39	247	575
No Public Assistance Income	2,897	21,473	46,926
Housing Tenure	1 mi	3 mi	5 mi
Total Housing Units	2,936	21,720	47,501
Owner Occupied	2,111	17,092	37,399
Renter Occupied	825	4,629	10,102
Vehicles Available	1 mi	3 mi	5 mi
Total Vehicles	5,287	43,496	94,346

Education by Sex	1 mi	3 mi	5 mi
Population 25 years and older	5,222	41,145	88,799
Male 25 years and older	2,628	20,359	43,421
(M) No Schooling Completed	0	324	612
(M) Nursery to 4th Grade	0	131	269
(M) 5th and 6th Grade	0	316	826
(M) 7th and 8th Grade	0	243	681
(M) 9th Grade	54	260	482
(M) 10th Grade	38	110	311
(M) 11th Grade	28	389	715
(M) 12th Grade, No Diploma	22	281	753
(M) High School Graduate, Ged, or Alternative	523	4,878	10,446
(M) Some College, Less than 1 Year	141	1,304	2,770
(M) Some College, 1 or More Years, No Degree	335	2,769	5,701
(M) Associate's Degree	252	1,521	3,154
(M) Bachelor's Degree	731	4,816	10,443
(M) Master's Degree	384	2,178	4,435
(M) Professional School Degree	70	431	911
(M) Doctorate Degree	49	410	909
Female 25 years and older	2,594	20,785	45,378
(F) No Schooling Completed	11	293	580
(F) Nursery to 4th Grade	10	125	303
(F) 5th and 6th Grade	21	339	842
(F) 7th and 8th Grade	25	224	592
(F) 9th Grade	32	208	401
(F) 10th Grade	40	213	412
(F) 11th Grade	0	178	414
(F) 12th Grade, No Diploma	36	304	645
(F) High School Graduate, Ged, or Alternative	386	4,685	10,608
(F) Some College, Less than 1 Year	226	1,681	3,448
(F) Some College, 1 or More Years, No Degree	264	3,009	6,409
(F) Associate's Degree	214	1,625	3,549
(F) Bachelor's Degree	759	4,832	10,882
(F) Master's Degree	514	2,580	5,186
(F) Professional School Degree	19	215	568
(F) Doctorate Degree	38	276	541
Occupation	1 mi	3 mi	5 mi
Agriculture, Forestry, Fishing and Hunting, and Mining	0	87	248
Agriculture, Forestry, Fishing and Hunting	0	84	236
Mining, Quarrying, and Oil and Gas Extraction	0	3	12
Construction	116	2,008	4,208
Manufacturing	485	5,243	12,204
Wholesale Trade	215	1,563	3,081
Retail Trade	625	4,532	9,054
Transportation and Warehousing, and Utilities	167	1,370	2,795
Transportation and Warehousing	167	1,257	2,558
Utilities	0	113	237
Information	96	459	1,059
Finance and Insurance, and Real Estate and Rental and Leasing	319	2,646	5,339
Finance and Insurance	281	2,230	4,277
Real Estate and Rental and Leasing	37	415	1,061
Professional, Scientific, and Management, And Administrative and Waste Management Services	545	4,032	8,480
Professional, Scientific, and Technical Services	371	2,178	4,512
Management of Companies and Enterprises	40	87	183
Administrative and Support and Waste Management Services	133	1,767	3,785
Educational Services, and Health Care and Social Assistance	973	6,758	13,824
Educational Services	467	3,130	6,273
Health Care and Social Assistance	506	3,628	7,551
Arts, Entertainment, and Recreation, and Accommodation and Food Services	351	2,837	5,863
Arts, Entertainment, and Recreation	180	983	1,898
Accommodation and Food Services	171	1,854	3,965
Other Services, Except Public Administration	151	1,290	2,875
Public Administration	137	910	1,981

Nearby Establishment Counts (*within 1 mile*)

20295 W Washington St Grayslake IL 60030 USA

Bank	4
Bar or Pub	0
Bowling Alley	0
Car Wash	11
Childrens Apparel	0
Church	1
Cinema	0
Clothing Store	0
Consumer Electronics Store	1
Convenience Store	1
Dentist	0
Department Store	0
Doctor	0
Fast Food	8
Fitness Center	7
Footwear	0
Gas Station	2
Grocery	1
Home Improvement Store	1
Hospital	0
Hotel	0
Medical Clinic	0
Mens Apparel	0
Mobile Phone Shop	0
Nightlife	0
Office Supplies Store	0
Pet Store	0
Post Office	0
Restaurant	13
School	7
Spa	0
Specialty Store	3
Sporting Goods Store	0
Storage	0
Womens Apparel	0