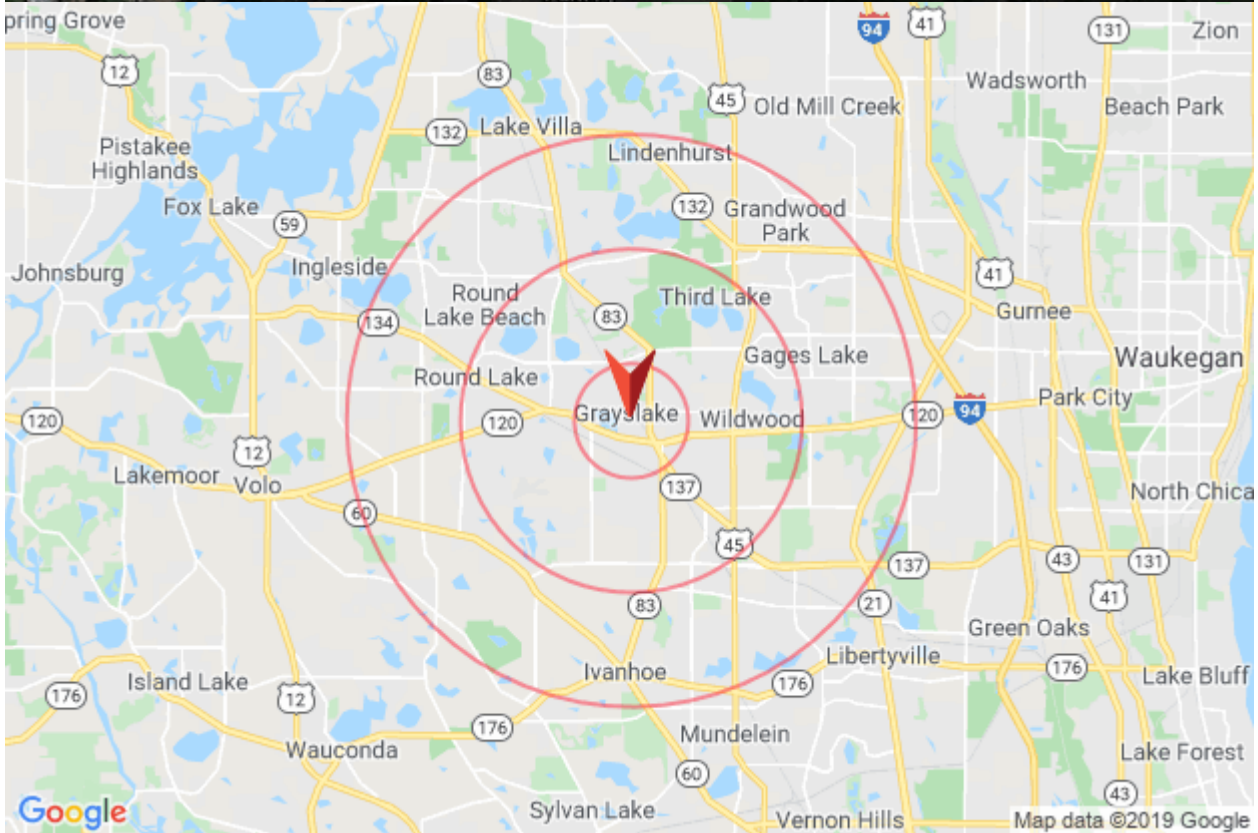
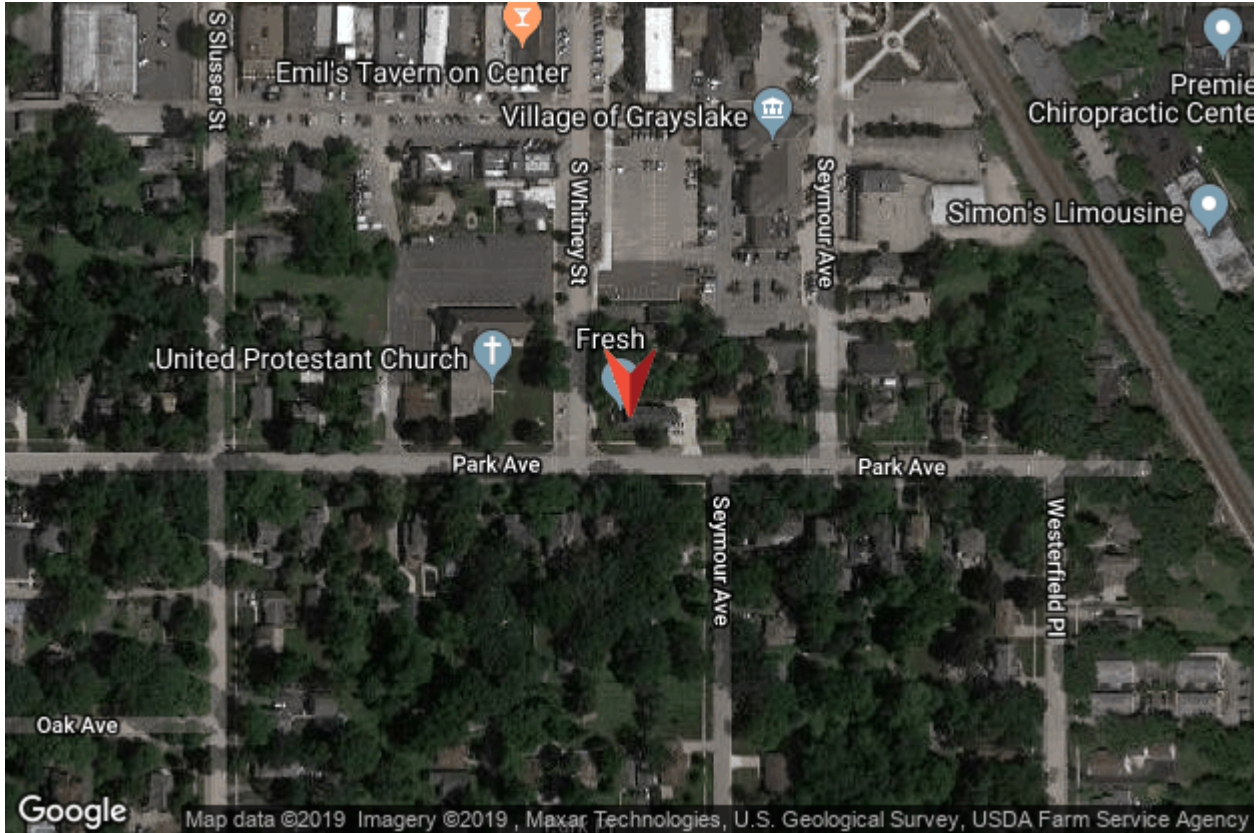
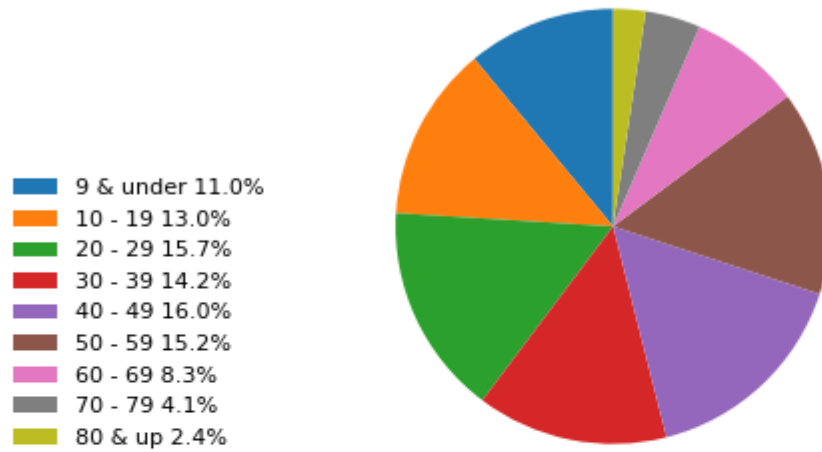


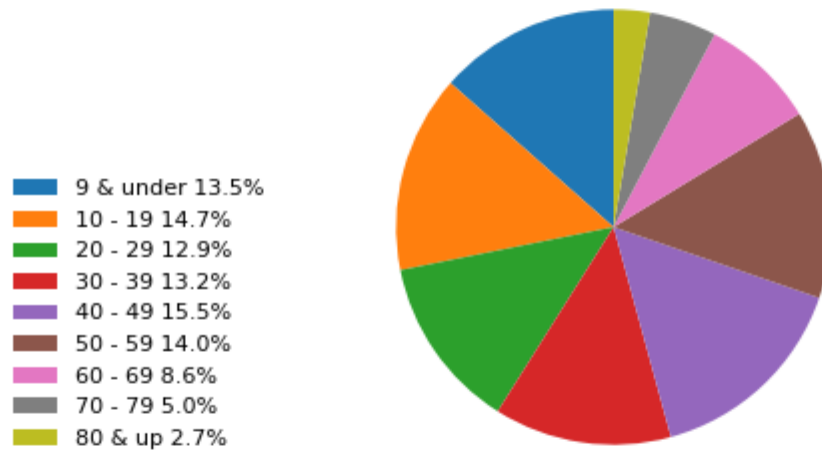
71 S Whitney St Grayslake IL 60030 USA



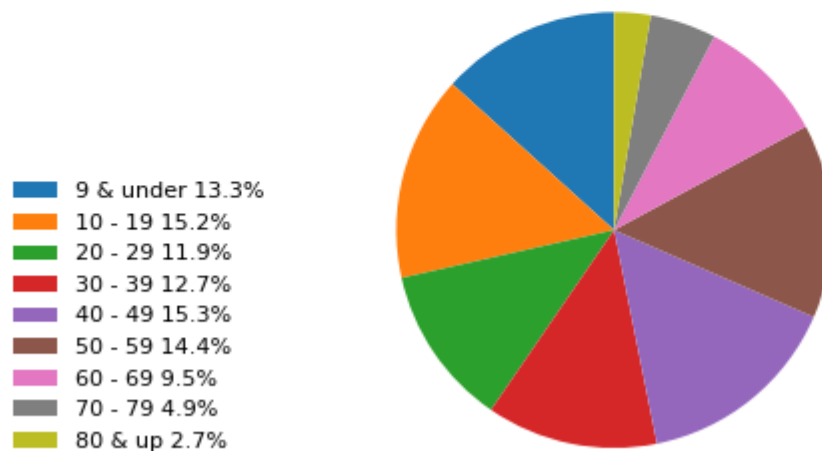
Age 1 mi



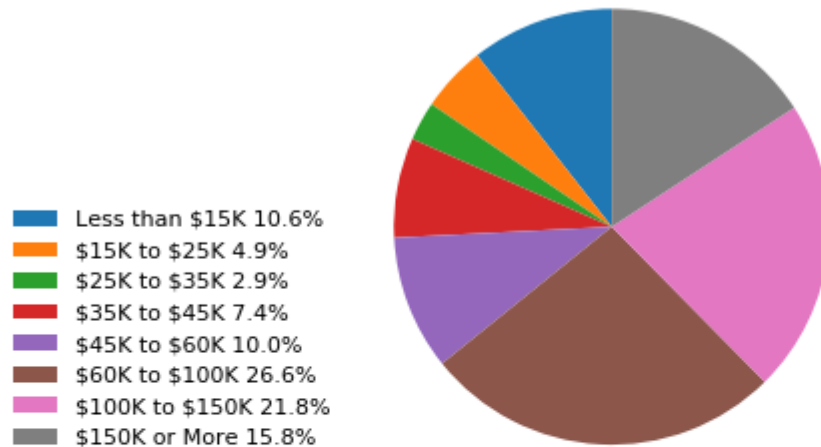
Age 3 mi



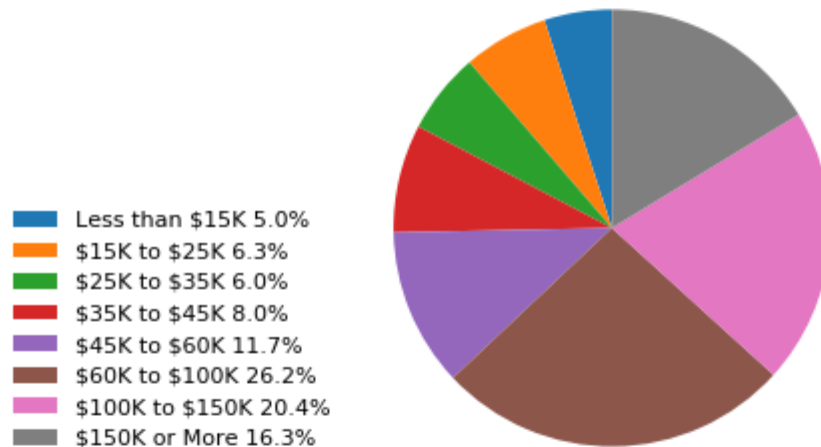
Age 5 mi



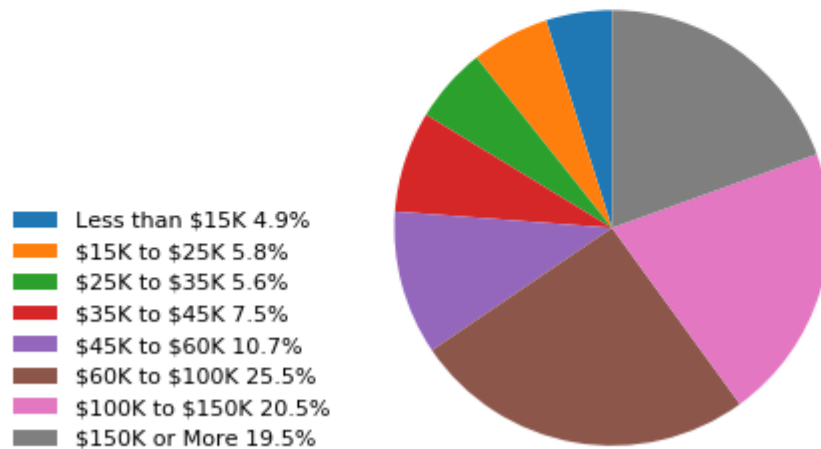
Income 1 mi



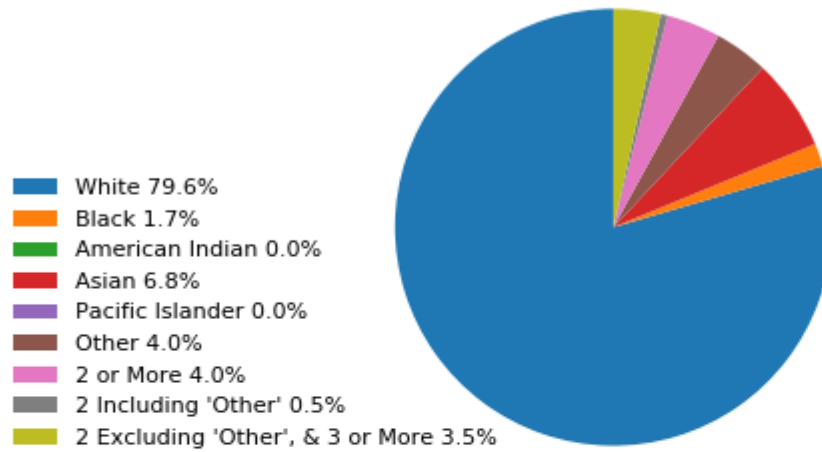
Income 3 mi



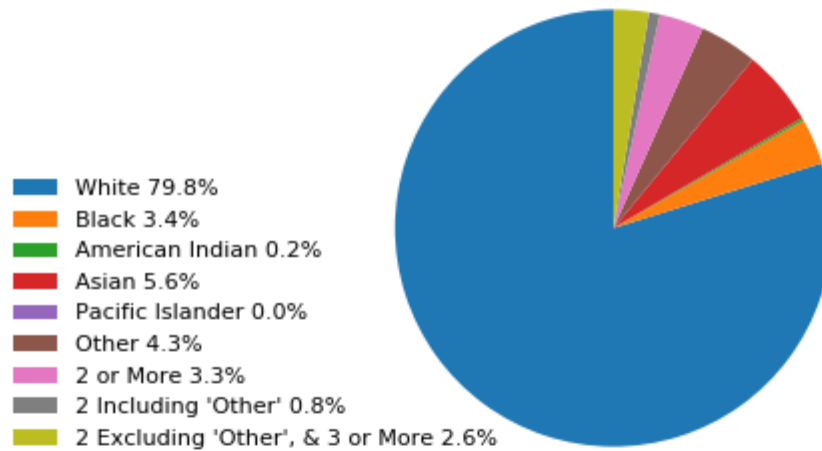
Income 5 mi



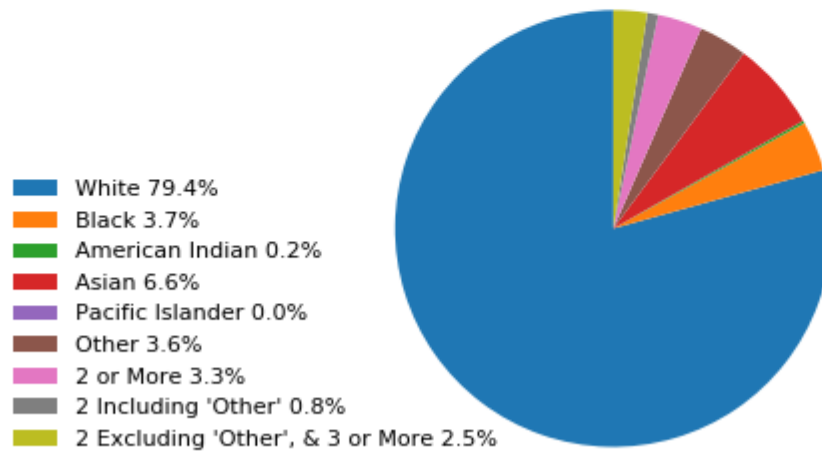
Race 1 mi



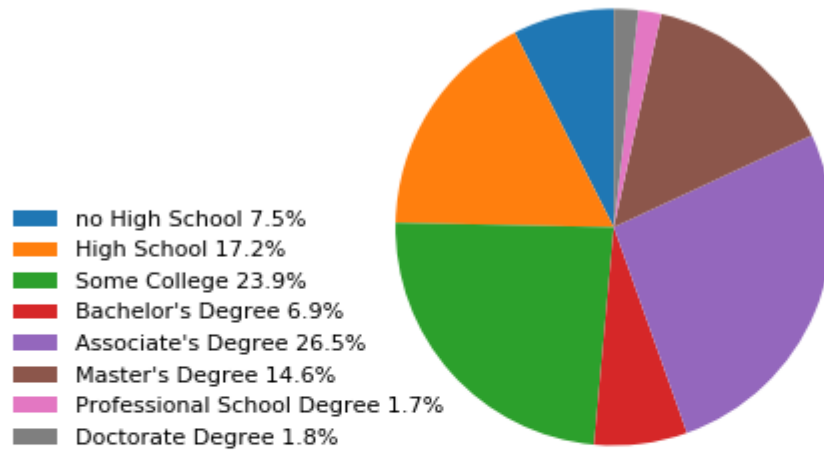
Race 3 mi



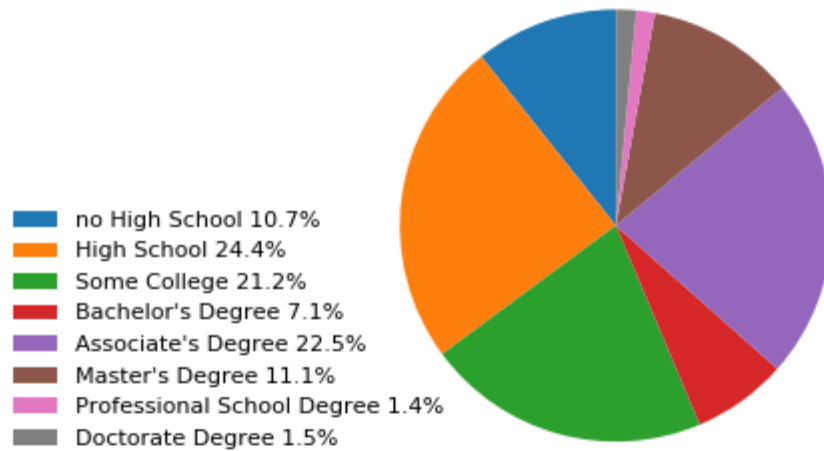
Race 5 mi



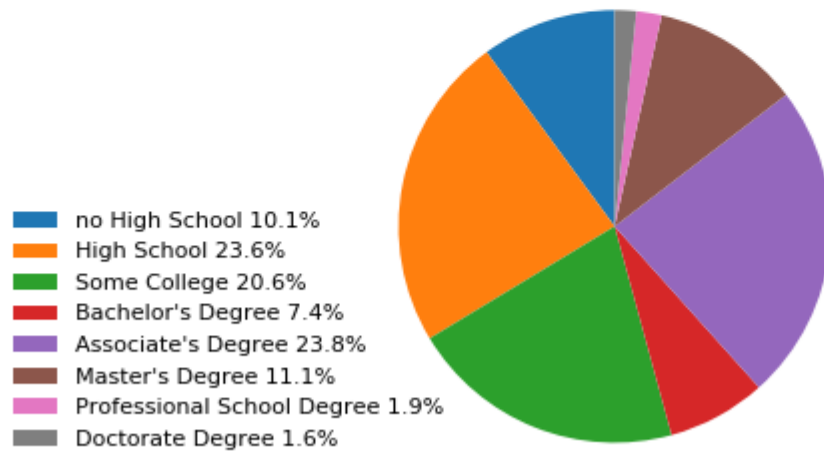
Edu 1 mi



Edu 3 mi



Edu 5 mi



General	1 mi	3 mi	5 mi
Target Market	9,082	54,433	137,037
Total Population	9,082	54,433	137,037
Total Households	3,437	18,683	46,873
Median Household Income	88,814	86,706	92,881
Median Age	38	39	39
Median Age Male	37	38	37
Median Age Female	39	40	40
Age By Sex	1 mi	3 mi	5 mi
Total Male	4,673	27,477	68,973
(M) under 5	274	1,963	4,611
(M) 5 to 9	255	2,057	4,873
(M) 10 to 14	280	1,927	5,156
(M) 15 to 17	139	1,370	3,579
(M) 18 and 19	79	580	2,133
(M) 20	65	460	987
(M) 21	81	463	999
(M) 22 to 24	342	1,390	3,288
(M) 25 to 29	313	1,510	3,530
(M) 30 to 34	375	1,703	4,163
(M) 35 to 39	353	2,002	4,760
(M) 40 to 44	359	2,040	4,915
(M) 45 to 49	494	2,288	5,595
(M) 50 to 54	312	1,928	5,196
(M) 55 to 59	306	1,763	4,442
(M) 60 and 61	112	645	1,761
(M) 62 to 64	114	764	1,991
(M) 65 and 66	77	395	1,199
(M) 67 to 69	57	435	1,191
(M) 70 to 74	93	616	1,786
(M) 75 to 79	68	564	1,282
(M) 80 to 84	53	338	813
(M) 85 and older	70	276	722
Total Female	4,410	26,956	68,063
(F) under 5	214	1,543	4,408
(F) 5 to 9	258	1,761	4,395
(F) 10 to 14	359	2,130	5,105
(F) 15 to 17	196	1,222	3,139
(F) 18 and 19	131	756	1,747
(F) 20	53	460	951
(F) 21	37	342	702
(F) 22 to 24	196	1,020	2,547
(F) 25 to 29	342	1,353	3,292
(F) 30 to 34	260	1,720	4,064
(F) 35 to 39	303	1,786	4,476
(F) 40 to 44	291	2,189	5,237
(F) 45 to 49	307	1,938	5,218
(F) 50 to 54	378	2,061	5,398
(F) 55 to 59	386	1,852	4,660
(F) 60 and 61	132	543	1,581
(F) 62 to 64	129	956	2,393
(F) 65 and 66	47	451	1,304
(F) 67 to 69	84	490	1,638
(F) 70 to 74	98	686	1,824
(F) 75 to 79	110	860	1,759
(F) 80 to 84	48	475	1,058
(F) 85 and older	50	361	1,169
Household Income	1 mi	3 mi	5 mi
Less than \$10,000	183	581	1,287
\$10,000 to \$14,999	182	347	1,009
\$15,000 to \$19,999	71	475	1,220
\$20,000 to \$24,999	97	708	1,489
\$25,000 to \$29,999	46	471	1,022
\$30,000 to \$34,999	54	658	1,605
\$35,000 to \$39,999	115	601	1,602
\$40,000 to \$44,999	139	897	1,893
\$45,000 to \$49,999	150	859	1,822
\$50,000 to \$59,999	194	1,326	3,214
\$60,000 to \$74,999	403	2,131	5,128
\$75,000 to \$99,999	511	2,766	6,805
\$100,000 to \$124,999	455	2,309	5,916
\$125,000 to \$149,999	293	1,509	3,708
\$150,000 to \$199,999	264	1,671	4,725
\$200,000 or More	280	1,374	4,428

Race	1 mi	3 mi	5 mi
White Alone	7,529	44,932	112,488
Black or African American Alone	157	1,924	5,185
American Indian and Alaska Native Alone	0	100	237
Asian Alone	646	3,169	9,366
Native Hawaiian and Other Pacific Islander Alone	0	1	18
Some Other Race Alone	374	2,422	5,124
Two or More Races	377	1,885	4,620
Two Races Including Some Other Race	45	432	1,137
Two Races Excluding Some Other Race, and Three or More Races	332	1,453	3,483
Hispanic / Latino	1 mi	3 mi	5 mi
Not Hispanic or Latino	8,028	40,958	104,916
Hispanic or Latino	1,054	13,475	32,120
Marital Status	1 mi	3 mi	5 mi
Population 15 years and older	7,442	43,053	108,488
Male 15 years and older	3,864	21,530	54,332
(M) Never Married	1,498	7,281	17,948
(M) Now Married	1,895	12,004	31,383
(M) Married, Spouse Present	1,728	11,162	29,627
(M) Married, Spouse Absent	167	842	1,757
(M) Separated	71	299	450
(M) Other	95	542	1,307
(M) Widowed	182	469	1,135
(M) Divorced	289	1,776	3,866
Female 15 years and older	3,579	21,523	54,156
(F) Never Married	1,065	5,835	13,984
(F) Now Married	1,853	11,785	30,674
(F) Married, Spouse Present	1,715	10,923	28,736
(F) Married, Spouse Absent	138	862	1,938
(F) Separated	62	363	656
(F) Other	76	499	1,283
(F) Widowed	198	1,537	3,892
(F) Divorced	463	2,366	5,605
Home Value	1 mi	3 mi	5 mi
Total Owner Occupied Housing Units	2,199	14,406	37,514
Less than \$10,000	13	212	482
\$10,000 to \$14,999	0	52	128
\$15,000 to \$19,999	27	141	195
\$20,000 to \$24,999	6	15	24
\$25,000 to \$29,999	3	65	85
\$30,000 to \$34,999	11	11	43
\$35,000 to \$39,999	0	16	41
\$40,000 to \$49,999	1	60	151
\$50,000 to \$59,999	1	201	435
\$60,000 to \$69,999	6	86	339
\$70,000 to \$79,999	14	331	853
\$80,000 to \$89,999	37	465	993
\$90,000 to \$99,999	18	498	1,130
\$100,000 to \$124,999	180	1,572	3,516
\$125,000 to \$149,999	319	1,401	3,680
\$150,000 to \$174,999	331	1,688	4,213
\$175,000 to \$199,999	175	1,422	3,358
\$200,000 to \$249,999	318	2,291	5,321
\$250,000 to \$299,999	318	1,679	4,531
\$300,000 to \$399,999	320	1,450	4,657
\$400,000 to \$499,999	54	379	1,512
\$500,000 to \$749,999	24	276	1,409
\$750,000 to \$999,999	0	24	226
\$1,000,000 or More	24	72	190
Public Assistance	1 mi	3 mi	5 mi
Total Households	3,437	18,683	46,873
With Public Assistance Income	42	212	536
No Public Assistance Income	3,395	18,471	46,338
Housing Tenure	1 mi	3 mi	5 mi
Total Housing Units	3,437	18,683	46,873
Owner Occupied	2,199	14,406	37,514
Renter Occupied	1,238	4,277	9,359
Vehicles Available	1 mi	3 mi	5 mi
Total Vehicles	6,245	36,379	93,394

Education by Sex	1 mi	3 mi	5 mi
Population 25 years and older	6,122	34,989	88,415
Male 25 years and older	3,158	17,268	43,345
(M) No Schooling Completed	20	291	645
(M) Nursery to 4th Grade	0	128	309
(M) 5th and 6th Grade	4	309	822
(M) 7th and 8th Grade	14	259	686
(M) 9th Grade	52	253	497
(M) 10th Grade	38	85	307
(M) 11th Grade	72	377	713
(M) 12th Grade, No Diploma	38	270	714
(M) High School Graduate, Ged, or Alternative	716	4,362	10,403
(M) Some College, Less than 1 Year	202	1,048	2,637
(M) Some College, 1 or More Years, No Degree	490	2,331	5,657
(M) Associate's Degree	163	1,260	3,082
(M) Bachelor's Degree	837	3,967	10,393
(M) Master's Degree	365	1,676	4,552
(M) Professional School Degree	80	346	1,021
(M) Doctorate Degree	66	304	909
Female 25 years and older	2,964	17,721	45,070
(F) No Schooling Completed	29	272	583
(F) Nursery to 4th Grade	6	111	318
(F) 5th and 6th Grade	15	359	856
(F) 7th and 8th Grade	11	194	596
(F) 9th Grade	19	187	428
(F) 10th Grade	53	207	391
(F) 11th Grade	18	178	419
(F) 12th Grade, No Diploma	72	274	641
(F) High School Graduate, Ged, or Alternative	334	4,162	10,419
(F) Some College, Less than 1 Year	319	1,546	3,460
(F) Some College, 1 or More Years, No Degree	450	2,506	6,421
(F) Associate's Degree	257	1,220	3,502
(F) Bachelor's Degree	786	3,915	10,647
(F) Master's Degree	528	2,217	5,239
(F) Professional School Degree	24	156	621
(F) Doctorate Degree	42	216	529
Occupation	1 mi	3 mi	5 mi
Agriculture, Forestry, Fishing and Hunting, and Mining	20	97	203
Agriculture, Forestry, Fishing and Hunting	20	95	191
Mining, Quarrying, and Oil and Gas Extraction	0	1	13
Construction	250	1,848	4,022
Manufacturing	564	4,047	11,943
Wholesale Trade	401	1,270	3,060
Retail Trade	699	3,730	8,962
Transportation and Warehousing, and Utilities	193	1,093	2,885
Transportation and Warehousing	193	991	2,649
Utilities	0	102	236
Information	57	351	1,052
Finance and Insurance, and Real Estate and Rental and Leasing	464	2,088	5,308
Finance and Insurance	364	1,771	4,300
Real Estate and Rental and Leasing	100	317	1,008
Professional, Scientific, and Management, and Administrative and Waste Management Services	576	3,516	8,679
Professional, Scientific, and Technical Services	409	1,837	4,656
Management of Companies and Enterprises	18	73	175
Administrative and Support and Waste Management Services	149	1,606	3,847
Educational Services, and Health Care and Social Assistance	1,058	5,532	13,448
Educational Services	457	2,588	6,024
Health Care and Social Assistance	601	2,944	7,425
Arts, Entertainment, and Recreation, and Accommodation and Food Services	430	2,476	5,704
Arts, Entertainment, and Recreation	228	864	1,911
Accommodation and Food Services	202	1,612	3,793
Other Services, Except Public Administration	236	1,170	2,898
Public Administration	116	678	1,940

Nearby Establishment Counts (*within 1 mile*)

71 S Whitney St Grayslake IL 60030 USA

Bank	5
Bar or Pub	0
Bowling Alley	0
Car Wash	11
Childrens Apparel	1
Church	4
Cinema	0
Clothing Store	2
Consumer Electronics Store	2
Convenience Store	0
Dentist	0
Department Store	1
Doctor	0
Fast Food	7
Fitness Center	8
Footwear	1
Gas Station	4
Grocery	4
Home Improvement Store	4
Hospital	0
Hotel	0
Medical Clinic	0
Mens Apparel	1
Mobile Phone Shop	0
Nightlife	0
Office Supplies Store	2
Pet Store	1
Post Office	1
Restaurant	20
School	13
Spa	0
Specialty Store	8
Sporting Goods Store	3
Storage	0
Womens Apparel	1